

Sechrist Construction and Remodeling, Inc.

Phone — 398-3507

Website — www.sechristconstruction.com

BRING THE NATURAL LOOK HOME WITH DAVINCI

June 2024



It's no wonder people are drawn to the timeless good looks of slate tile and cedar shake. The allure is unmistakable. A DaVinci composite roof is engineered to look better, longer. The tiles are modeled from actual slate and hand-split shake for natural, non-repeating beauty that endures in any climate. They are engineered to be lighter, to resist impact and to maintain their color for life. DaVinci's unique composite construction outperforms natural slate and cedar shake with a class A fire rating, class 4 impact rating and a 110 mph wind rating. DaVinci's multi-width slate delivers the highest levels of beauty without the typical challenges of a natural slate or shake roof.


Single-width tiles add a touch of tradition to your home in either a straight or staggered pattern. This lightweight single-width shingle replicates the classic look of weathered slate using cutting-edge, environmentally conscious material technology. The state-of-art tiles are made of virgin resins fortified with state-of-the-art UV stabilizers so the color you pick is the color you keep!

The cedar shake gives you everything you love about cedar shake without the headaches or heartaches. They deliver the varied textures and natural visual shifts in color and shading that occur with real, hand-split cedar and the craftsmanship and authenticity of natural, hand-split cedar shake with the advantages of color stability and a lifetime warranty.


Finally, with DaVinci now offering hand-split siding—give your home the beauty of real cedar siding without ongoing maintenance. With the damaging effects of sun, hail, gale-force winds, and freeze and thaw cycles, the siding of your home goes through a high amount of strain. Davinci's Hand-Split Shake Siding ensures that your home can withstand whatever elements test its durability and beauty. All of the DaVinci products will endure beautifully in any climate.



Multi-Width Slate



Single-Width Slate



Multi-Width Shake



Hand-Split Shake Siding


If it doesn't challenge you, it won't change you.



DECORATION DAY

The Civil War ended in the spring of 1865, claiming more lives than any conflict in US history. It is unclear where exactly this tradition originated; but numerous different communities independently initiated the memorial gatherings. Some records show that one of the earliest Decoration Day commemorations was organized by a group of formerly enslaved people in Charleston, SC less than a month after the Confederacy surrendered in 1865. By the late 1860s, Americans in various towns and cities had begun holding springtime tributes to the countless fallen soldiers, Confederate and Union, by decorating their graves with flowers and reciting prayers.

OBSESSED WITH RETRO



As the sharper angles of the mid century modern movement continue to fade on the home-trends landscape, rounder shapes are moving in to take their place. Squared-off doorways suddenly feel ... square.

THE RETRACTABLE



The LuminAire Single Retractable Screen Door by Andersen is a quiet and controlled sliding door that operates with added convenience. Instantly have fresh air at your fingertips. It brings in natural light and airflow

for optimum ventilation to your home without changing the look of your front entryway. The slideaway insect screen system disappears when not in use. AND, best of all is, it installs in three simple steps.



Enter the **ARCHWAY**. They're seemingly everywhere, framing doorways and entrances to and exits from rooms. Archways add visual height to a room by drawing the eye upward. Consider an archway that adds a little drama without being overly fussy.

PA GOLF LEGEND



Arnold Palmer was born in Youngstown, PA, the oldest of four children to his parents. He grew up in nearby Latrobe, PA where his father gave golf lessons at the Latrobe Country Club and gave Arnold his first set of golf clubs when the boy was three years old. He began working as a caddie at the age of eleven and went on to play for the Latrobe High School golf team where he lost only one match in four years. His senior year he met Bud Worsham, whose brother was a professional golfer. At Worsham's urging, Palmer accepted a golf scholarship to Wake Forest College in NC. However, during Palmer's senior year in college, Worsham was killed in a car accident. Shaken by his death, Palmer left school and joined the Coast Guard.

By 1954, Arnold Palmer had excelled at professional golfing. He was known as "The King" for his dominance of the PGA tour throughout his career, winning a total of 62 events. Moreover, his humble and plain-spoken attitude helped change the public perception of golf from a purely elitist activity to one that was more blue-collar. Aside from being one of the all-time greats at the sport, he was involved in philanthropic work, an accomplished airplane pilot and the designer of 300 golf courses on 5 continents. He also owned several car dealerships and he invented his iced tea/lemonade signature drink that bears his name.

Email the Expert

Q — I have decided to install a sliding barn door to the master closet in my home. How do I begin this project?

James

A — Order a barn door kit that will fit the area you want to install it in. When the door kit arrives, gather the tools you will use to install the door. You will need a miter saw, cordless drill, driver bits and a combination square.

Use a piece of pressure-treated lumber that is 1" thick for the backer board. Cut it to the length and width needed to accommodate your barn door's track with an inch to spare. Paint the backer board to match either your wall or trim color and when it is dry, pre-drill the screw holes in the backer board.

With a friend, screw one end of the board to the studs using a wood screw. The screw heads should be just below the surface of the wood. Make sure the board stays level and screw in the remaining wood screws.

Attach the metal track to the backer board using the provided spaces, lag bolts and washers. Install stoppers on the metal track by sliding the door stoppers onto each end of the track. Add the door handle hardware to the door before you hang the door.

Once the door has been prepared and the last pieces of hardware have been installed, lift the door and place the wheels on the metal track. Test the door to see that it slides correctly and install the door guides that will be attached to the floor to keep the door from wobbling when it is open or closed. It should open and close smoothly and all the hardware should feel sturdy and secure.

Do you have a question you would like to ask? EMAIL THE EXPERT by sending your question to steve@sechristconstruction.com. Please be sure to include your name and phone number in case additional information is required to answer your question.

Little League Trivia



In 1938, Carl Stotz, a lumberyard clerk living in Williamsport, was playing catch with his nephews one day when he tripped over a lilac bush. His frustration quickly turned to inspiration when he decided to start a local league

where kids could play organized baseball on a real baseball field. That summer, he set down the rules for Little League Baseball—including field dimensions that are still used today—and gathered enough kids and equipment for three teams to begin playing.

The first teams were sponsored and named after Lycoming Dairy, Lundy Lumber and Jumbo Pretzel

In the first-ever Little League game, played on June 6, 1939, Lundy Lumber trounced Lycoming Dairy 23-8.

In 1947, Little League Baseball held its first ever championship tournament. With just 12 teams competing, it was a far cry from the sprawling international competition players compete in today. But it still drew 2500 spectators and received national media attention. In the championship game, the Maynard Midgets defeated the Lock Haven All Stars 16-7.



"I'm at a place in my life when errands are starting to count as going out."

Anonymous



We are here for you! Call on Sechrist Fire & Water Damage Restoration in your home emergency. We have the ability to restore your home back to its original likeness. From beginning to end, we can do it ALL.

HAPPY
Father's
DAY



Sechrist
FIRE & WATER
DAMAGE RESTORATION
570-419-2021


Sechrist Construction and Remodeling, Inc.

5265 West Route 973 Hwy. • Cogan Station, PA 17728

Phone: 570-398-3507 • Fax: 570-398-3509

www.sechristconstruction.com

Serving Clinton
and Lycoming
Counties



Check out our Website:
www.sechristconstruction.com

FROM THE DESK:

Right now we are full speed ahead with all hands on deck as we dig into the new spring season that is swirling around us.

Thank you for allowing us to grow, foster, and materialize what was only a thought last season. We highly value you, our customer, and we are determined to meet your construction expectations with purely satisfying results. We look forward to serving you and reaching your obtainable goals successfully.

Steve

Berry Rhubarb Fool

3 cups sliced fresh or frozen rhubarb (1" pieces)

1/3 sugar

1/4 cup orange juice

Dash salt

1 cup heavy whipping cream

2 cups fresh strawberries, halved

1. In a large saucepan, combine rhubarb, sugar, orange juice and salt. Bring to a boil. Reduce heat; simmer, covered, 6-8 minutes or until rhubarb is tender. Cool slightly.

2. Process rhubarb mixture in a blender until smooth. Transfer to a bowl; refrigerate, covered, until cold.

3. Just before serving, in a small bowl, whip cream until soft peaks form. In parfait glasses, alternately layer whipped cream, berries and rhubarb mixture.



GREEN TIP: On road trips, pack food and snacks in reusable containers and bring a reusable water bottle instead of buying bottled water. Think before you buy—will the item you buy be recyclable someday when you are finished with it.